

W.I.C.C. Ltd
 119 MULLER RD
 PO Box 252
 WASHINGTON IL 61571
 (309)-444-4125
 FAX (309)-444-3313

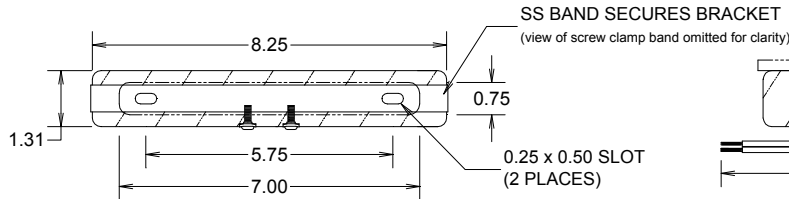
CURRENT TRANSFORMER MODEL K

6.25" I.D.

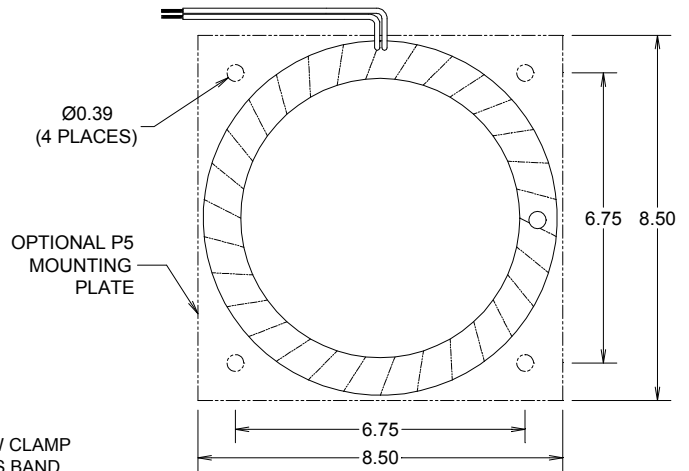
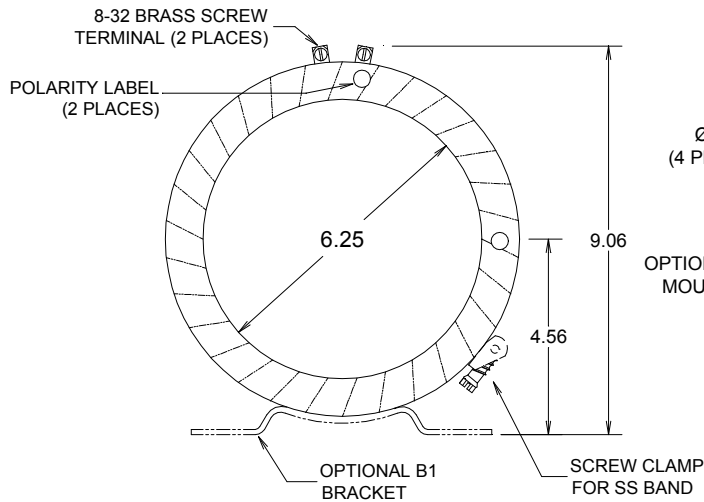
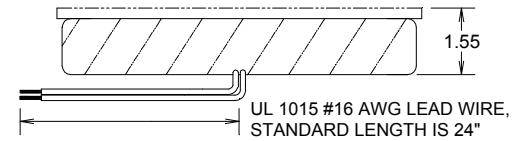
PAGE No

REV 12NOV99

TERMINAL OPTION



LEAD WIRE OPTION



NOTES

- 1). ALL DIMENSIONS IN INCHES
- 2). ALL DIMENSIONS REF ONLY

Specifications


- Secondary sources 5 amps AC at rated F.S. primary current
- Nominal operating frequency range is 50-400HZ
- Thermal rating factor is 1.33 @ 30C for ratios up thru 4000:5A, 1.15 @ 30C for ratios above 4000:5A
- Insulation voltage class is 0.6KV BIL 10KV
- For indoor applications only
- Conforms to provisions of IEEE C57.13 and IEC 44-1
- Enclosure is multi-layer tape buildup with heavy vinyl finish, color is black
- Optional bracket is aluminum, optional plate is XX phenolic

Options, contact Factory for information

- Medium voltage insulation classes (lead wires only, physical size increases)
- 1, 0.2, and 0.1 A output at F.S. primary amperage. Other non-standard ratings also available
- 8-32 Screw Terminals or #16 AWG UL 1015 Lead Wires
- Custom lead wire lengths and types
- Thermal ratings above 1.33 for selected ratios
- Center tap and custom multi tap winding arrangements

6.25" I.D.

CURRENT TRANSFORMER
MODEL K

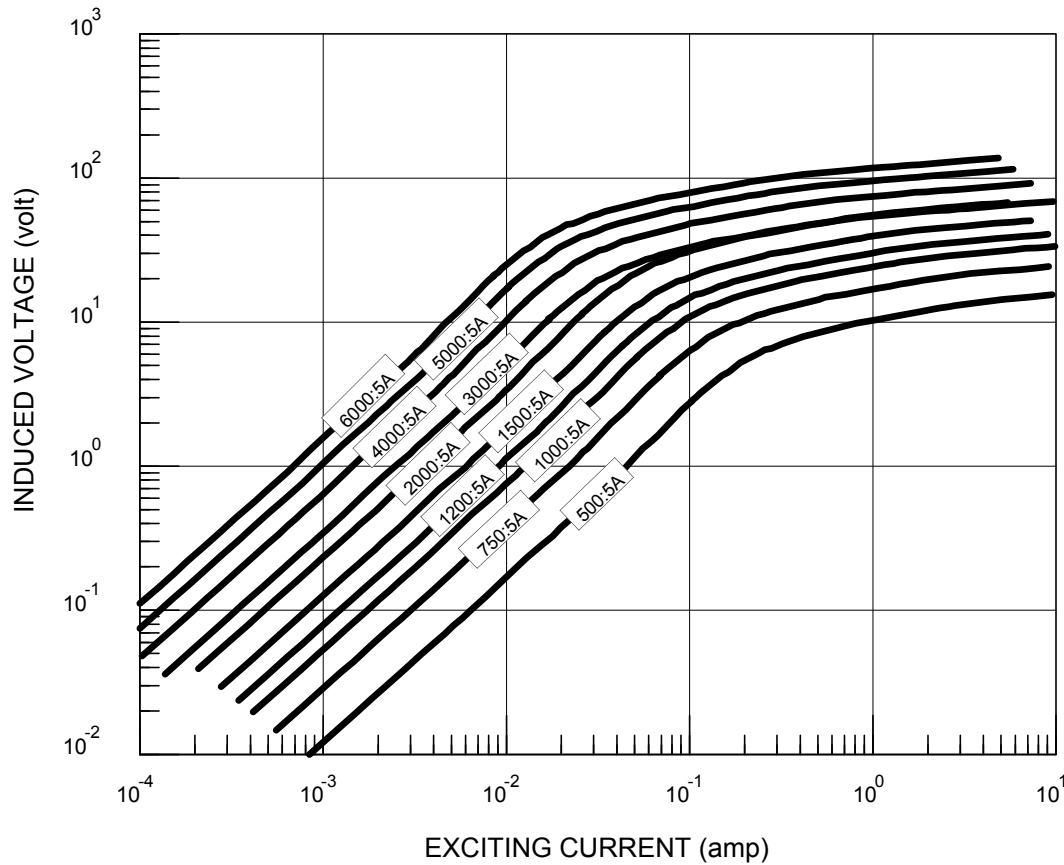


W.I.C.C. Ltd
 119 MULLER RD
 PO Box 252
 WASHINGTON IL 61571
 (309)-444-4125
 FAX (309)-444-3313

PAGE No

REV 01NOV99

TYPICAL EXCITATION CURVE for WICC MODEL K at 60HZ



W.I.C.C. PART NUMBER *	RATIO	ACCURACY @ 60HZ, pf = 0.95		NOMINAL WINDING RESISTANCE (ohm)
		± %	BURDEN (VA)	
K-500-00-xxx	500:5A	1.0	6.0	0.12
K-750-00-xxx	750:5A	1.0	15	0.18
K-1000-00-xxx	1000:5A	1.0	25	0.35
K-1200-00-xxx	1200:5A	1.0	40	0.40
K-1500-00-xxx	1500:5A	1.0	65	0.50
K-2000-00-xxx	2000:5A	1.0	85	0.65
K-3000-00-xxx	3000:5A	1.0	75	0.90
K-4000-00-xxx	4000:5A	1.0	90	1.20
K-5000-00-xxx	5000:5A	1.0	115	1.80
K-6000-00-xxx	6000:5A	1.0	135	2.20

* "xxx" describes termination: "T" FOR BRASS SCREW TERMINALS, "Lyyy" FOR LEAD WIRES (Where "yyy" is the lead length in inches. For example, "L24" represents 24 inch