

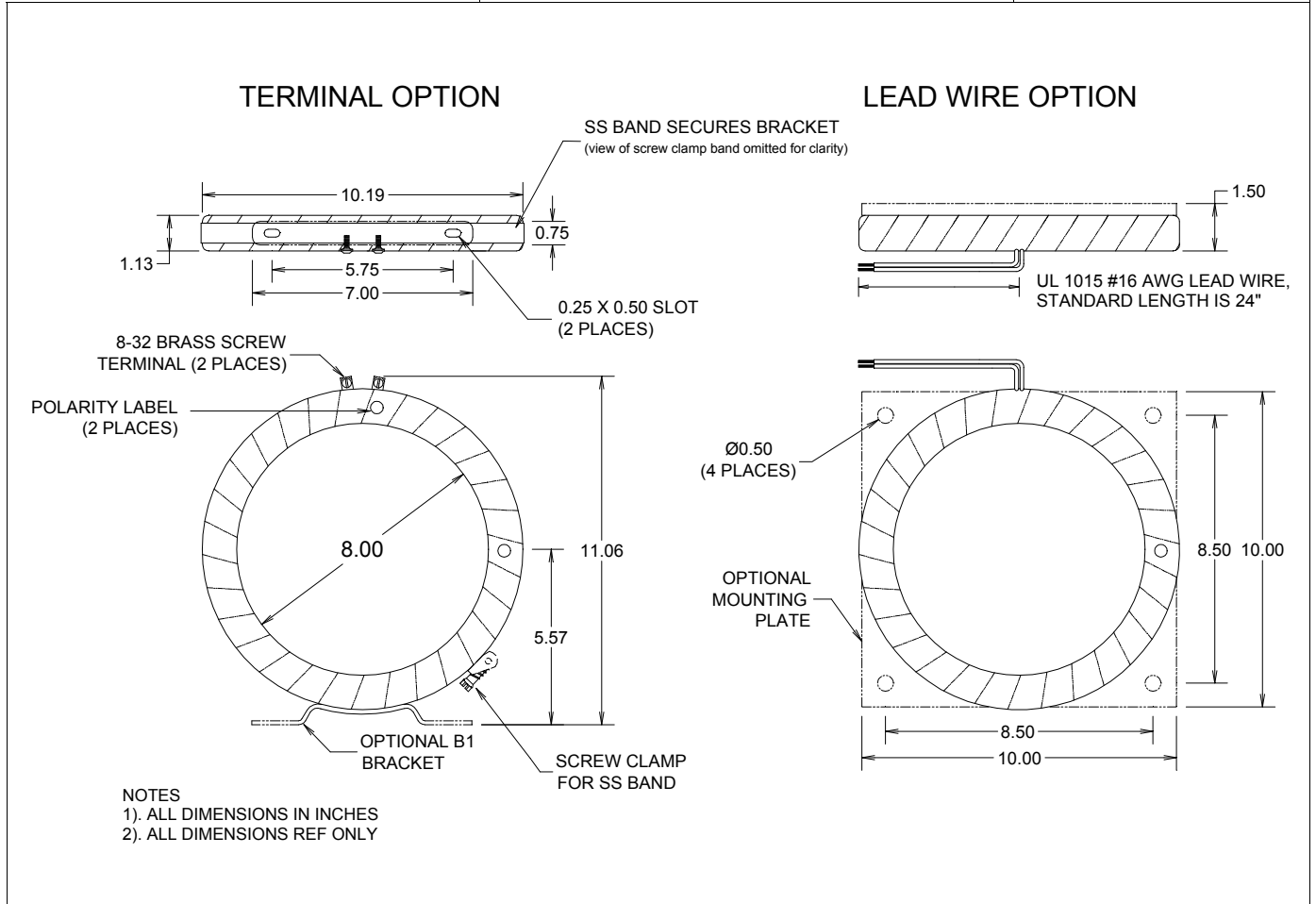
W.I.C.C. Ltd
 119 MULLER RD
 PO Box 252
 WASHINGTON IL 61571
 (309)-444-4125
 FAX (309)-444-3313

CURRENT TRANSFORMER MODEL F

8.00" I.D.

PAGE No

REV 12NOV99



Specifications


- Secondary sources 5 amps AC at rated F.S. primary current
- Nominal operating frequency range is 50-400HZ
- Thermal rating factor is 1.33 @ 30C for ratios up thru 7500:5A, 1.15 @ 30C for ratios above 7500:5A
- Insulation voltage class is 0.6KV BIL 10KV
- For indoor applications only
- Conforms to provisions of IEEE C57.13 and IEC 44-1
- Enclosure is multi-layer tape buildup with heavy vinyl finish, color is black
- Optional bracket is aluminum, optional plate is XX phenolic

Options, contact Factory for information

- Medium voltage insulation classes (lead wires only, physical size increases)
- 1, 0.2, and 0.1 A output at F.S. primary amperage. Other non-standard ratings also available
- 8-32 Screw Terminals or #16 AWG UL 1015 Lead Wires
- Custom lead wire lengths and types
- Thermal ratings above 1.33 for selected ratios
- Center tap and custom multi tap winding arrangements

8.00" I.D.

CURRENT TRANSFORMER
MODEL F

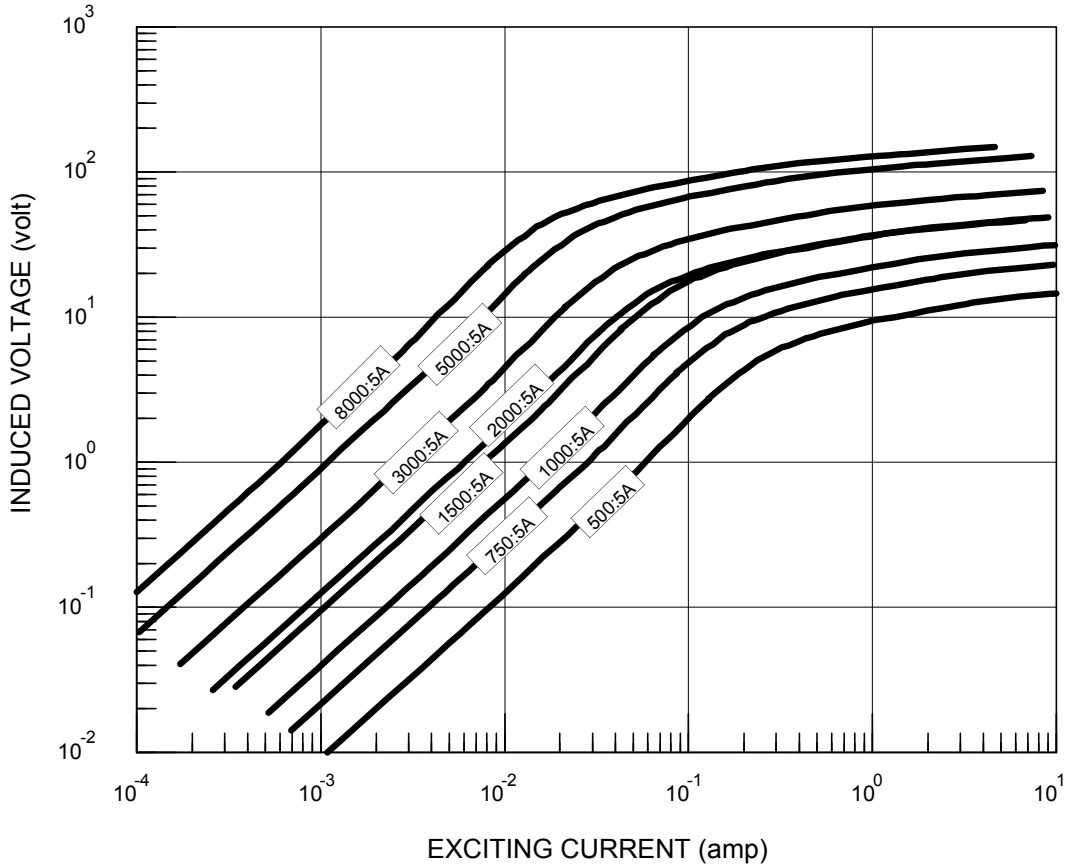


W.I.C.C. Ltd
119 MULLER RD
PO Box 252
WASHINGTON IL 61571
(309)-444-4125
FAX (309)-444-3313

PAGE No

REV 11NOV99

TYPICAL EXCITATION CURVE for WICC MODEL F at 60HZ



W.I.C.C. PART NUMBER *	RATIO	ACCURACY @ 60HZ, pf = 0.95		NOMINAL WINDING RESISTANCE (ohm)
		± %	BURDEN (VA)	
F-500-00-xxx	500:5A	1.0	4.0	0.10
F-750-00-xxx	750:5A	1.0	10	0.15
F-1000-00-xxx	1000:5A	1.0	20	0.35
F-1500-00-xxx	1500:5A	1.0	50	0.46
F-2000-00-xxx	2000:5A	1.0	65	0.55
F-3000-00-xxx	3000:5A	1.0	85	0.80
F-5000-00-xxx	5000:5A	1.0	100	1.40
F-8000-00-xxx	8000:5A	1.0	100	2.60

* "xxx" describes termination: "T" FOR BRASS SCREW TERMINALS, "Lyyy" FOR LEAD WIRES (Where "yyy" is the lead length in inches. For example, "L24" represents 24 inch